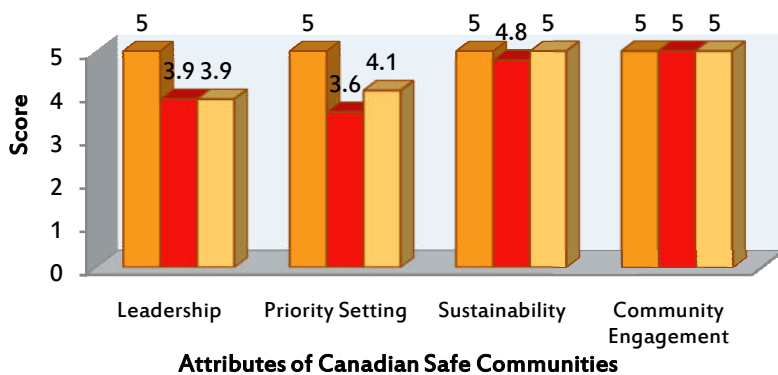


RAINY RIVER VALLEY SAFETY COALITION COMMUNITY REPORT CARD SEPTEMBER 2008*

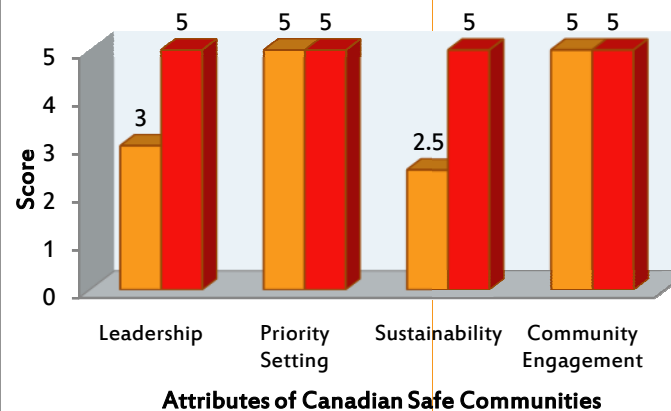
Attributes of Canadian Safe Communities Community Score 2008

- Rainy River Valley Safety Coalition (Total score 20/20)
- National Average (Total score 17.3/20)
- Average for Organizations with Operating Budget in same range (\$25,000 to \$75,000) (Total score 18/20)



Comparative Scores

■ 2007 ■ 2008



*For a detailed explanation of the scoring methodology, please refer to *The National Scoring System 2008*, a separate document which accompanies this report.

RAINY RIVER VALLEY SAFETY COALITION COMMUNITY REPORT CARD SEPTEMBER 2008*

COMMUNITY STRENGTHS

Leadership

Membership at the *Rainy River Valley Safety Coalition* includes the five specified organizations and a wide range of community partners.

100% of the membership of the *Rainy River Valley Safety Coalition* has served for over three years demonstrating its organizational stability and ongoing commitment to leadership in the community's Injury Prevention and Safety Promotion initiatives.

Rainy River Valley Safety Coalition reports that it has ensured its future viability by adopting terms of reference and a succession plan.

Over the past year, more than 75% of the members the *Rainy River Valley Safety Coalition* actively participated in its activities.

Over the past year, members of the *Rainy River Valley Safety Coalition* demonstrated leadership in the community by committing to participate in initiatives designed to raise awareness about a safety issue or to raise the profile of the Leadership Table in the cause of its Injury Prevention and Safety Promotion priorities.

Rainy River Valley Safety Coalition reports that it has completed an evaluation of its effectiveness as an agent of change in its community.

Rainy River Valley Safety Coalition reports that its most important organizational priority is public relation and community engagement.

Priority Setting for Programmes

During the past three years, the *Rainy River Valley Safety Coalition* reports that it has established Injury Prevention priorities using injury data collected from credible sources.

Rainy River Valley Safety Coalition confirms that the Injury Prevention and Safety Promotion interventions it is championing are based on the priorities it has established.

*For a detailed explanation of the scoring methodology, please refer to *The National Scoring System 2008*, a separate document which accompanies this report.

RAINY RIVER VALLEY SAFETY COALITION COMMUNITY REPORT CARD SEPTEMBER 2008*

Rainy River Valley Safety Coalition reports that it evaluates the Injury Prevention and Safety Promotion activities it is championing in its community.

Rainy River Valley Safety Coalition reports that it has adapted programmes/activities, programme content or delivery methodology based on feedback it have received from formal programme evaluations.

Rainy River Valley Safety Coalition reports that its programme interventions have had an impact on increased community awareness of the safety issue being addressed.

Rainy River Valley Safety Coalition reports that it takes ten of the twelve Social Determinants of Health into account in its priority planning and/or its programming decisions.

Sustainability

By securing funding from a variety of sources, *Rainy River Valley Safety Coalition* is both expanding its reach and influence in the community, and protecting itself from the consequences of reductions in single source financial support.

Rainy River Valley Safety Coalition reports that 150 volunteers contributed 50-60 hours to its activities. Effective use of volunteers to assist with administrative requirements demonstrates a pragmatic approach to addressing organizational and administrative challenges.

Community Engagement

As a result of undertaking a range of activities designed to engage the community, *Rainy River Valley Safety Coalition* reports that over 20,000 citizens participated in the Injury Prevention and Safety Promotion programmes it championed in the community last year.

OPPORTUNITIES FOR GROWTH

Leadership

Rainy River Valley Safety Coalition will ensure its future sustainability by adopting a co-leadership structure.

*For a detailed explanation of the scoring methodology, please refer to *The National Scoring System 2008*, a separate document which accompanies this report.

RAINY RIVER VALLEY SAFETY COALITION COMMUNITY REPORT CARD SEPTEMBER 2008*

Priority Setting for Programmes

Creating and maintaining a comprehensive inventory of all Injury Prevention and Safety Promotion programmes which are running in your community will accomplish two things: It will reinforce a position of leadership in this field for *Rainy River Valley Safety Coalition*, and it will allow members of the Leadership Table to easily identify programme delivery partners in the community so that they can develop a collaborative relationship with them.

GENERAL COMMENTS

Rainy River Valley Safety Coalition has achieved a perfect Attribute score of 20/20. *Rainy River Valley Safety Coalition* becomes one of the elite group of **twelve** designated members of Safe Communities Canada that have achieved this score.

The 2008 Attribute score of *Rainy River Valley Safety Coalition* is higher than its 2007 score. This demonstrates that its Safe Community Leadership Table has grown thus becoming a more effective agent for change in the community.

Safe Communities Canada provides its network of designated members across the country with a range of support and networking opportunities. Both *Rainy River Valley Safety Coalition* and other members of the network will benefit from its commitment to take advantage of the opportunities presented.

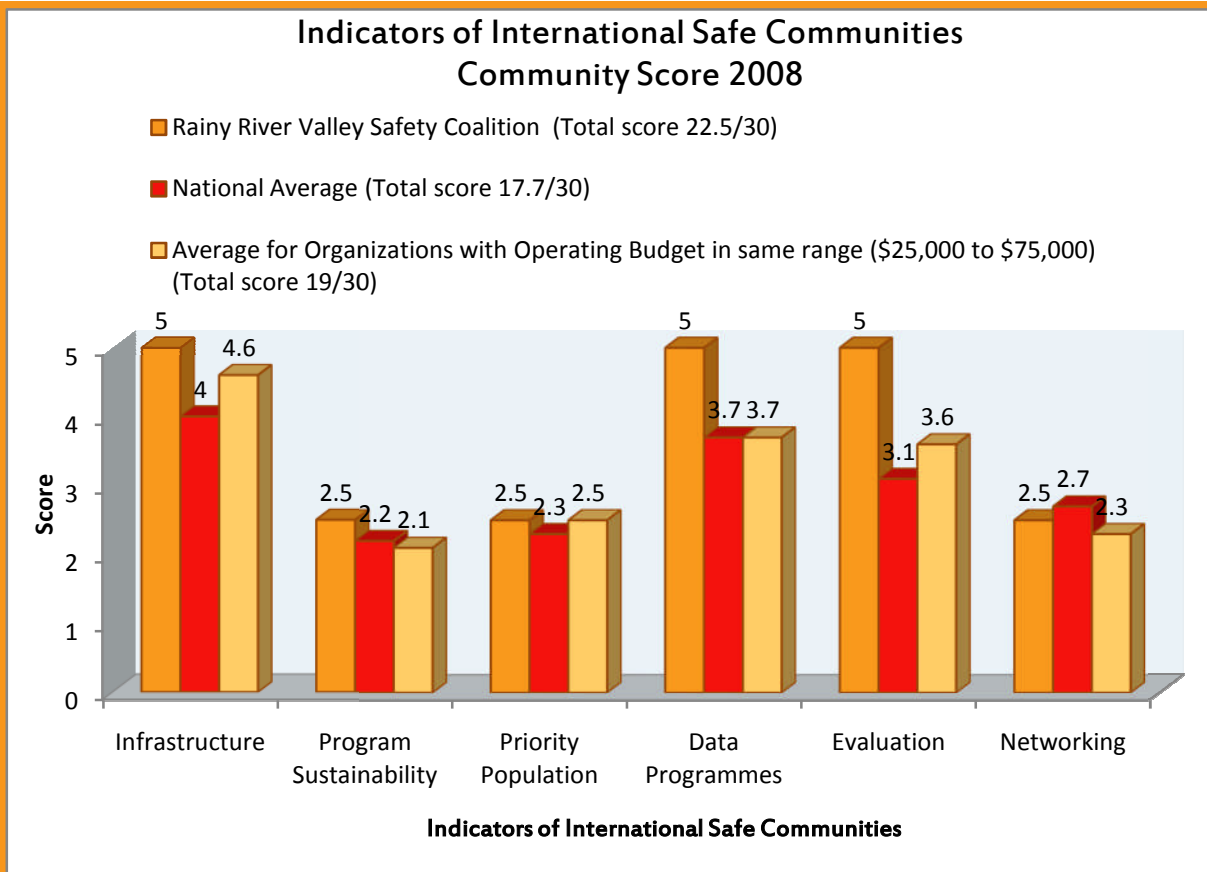
Rainy River Valley Safety Coalition is one of six designated members of Safe Communities Canada which has pursued and received a second designation as an International Safe Community.

This year, each designated member of Safe Communities Canada is receiving a supplemental score chart outlining its International Indicator score. The combined score for both Attributes and Indicators is 50 points (20 for Attributes and 30 for Indicators).

Safe Communities Canada recommends that any community interested in pursuing a second international designation demonstrate a minimum Attribute score of 16/20 and a minimum combined score of 35/50 on its community report card. For *Rainy River Valley Safety Coalition*, this chart is for reference only.

*For a detailed explanation of the scoring methodology, please refer to *The National Scoring System 2008*, a separate document which accompanies this report.

RAINY RIVER VALLEY SAFETY COALITION COMMUNITY REPORT CARD SEPTEMBER 2008*



ATTRIBUTES SCORE 20/20 - INDICATORS SCORE 22.5/30 - COMBINED SCORE 42.5/50

*For a detailed explanation of the scoring methodology, please refer to *The National Scoring System 2008*, a separate document which accompanies this report.